

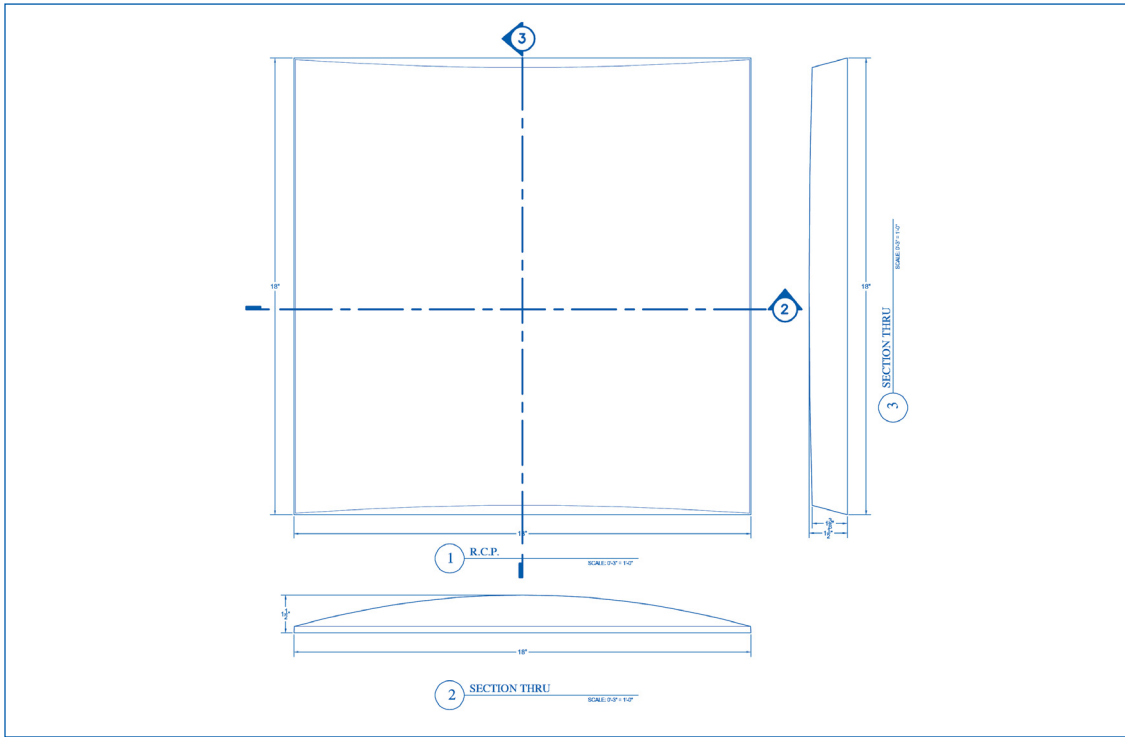



Links



Pattern Options



The substrate to accept Wôl 3D Tiles shall be installed straight and true within 1/8" in 8 linear feet, and shall be free of obstructions and interference that prevents the correct positioning and attachment of Wôl 3D tiles.

Shell

Matrix Alpha Gypsum Cement

Finish Standard Unfinished, white to off white

Surface Standard smooth

Density 105 lb/ft<sup>2</sup>

Weight 1 1/2 – 2 lb/ft<sup>2</sup>

Shell Thickness 3/16" nominal

Glass Fiber 5% typical

Flame Spread Index 0

Smoke Developed 0

Thermal/Sound Insulation Filler (Optional)

Density 0.5 – 0.6 lb/ft<sup>2</sup>

Age Thermal Resistance (R-value at 1 inch) 3.43 ft<sup>2</sup>h<sup>o</sup>F/BTU

Flame Spread Index 21

Smoke Developed 216

